

DC-AC Inverter

Pure Sine Wave



Model : DB-P2500

12V DC-110V/120V/220V/230V AC
 24V DC-110V/120V/220V/230V AC
 48V DC-110V/120V/220V/230V AC

Socket Type :

Features :

- Input & output fully insulated.
- High surge power: High starting surge current withstand capability for loads like fridge,camps,motors and other inductive loads.
- Soft start: smooth start-up of the appliances.
- output waveform: pure sine wave power for inductive loads.
- Very stable AC output .
- Cooling fan works automatically when inverter becomes too hot, it turns off automatically when the temperature is reduced.
- Low total harmonic distortion: below 3%.



Protection Features :

 <p>OVER TEMPERATURE PROTECTION When working temperature raised too high, it will alarm and turn off automatically.</p>	 <p>LOW VOLTAGE PROTECTION When battery voltage becomes too low, it will alarm and turn off automatically.</p>	 <p>OVER VOLTAGE PROTECTION When battery voltage becomes too high, it will alarm and turn off automatically.</p>
 <p>OVERLOAD PROTECTION When the inverter is overload, it will alarm and turn off automatically.</p>	 <p>SHORT CIRCUIT PROTECTION When the wiring is short circuit, it will alarm and turn off automatically.</p>	 <p>REVERSE POLARITY PROTECTION When the battery connection is polarity reversed, it will alarm and turn off automatically.</p>

Quality Conformity :

LVD: European Low Voltage Directive : 2014/30/EU
 Standard : EN 60950-1





EMC: European EMC Directive 2014/30/EU
 Standards: • EMI: EN55022, Class B ; EN61000-3-2, -3-3
 • EMS: EN55024; EN61000-4-2, -4-3, -4-4, -4-5, -4-6, -4-8, -11


RoHS: European Directive 2011/65/EU

Optional Functions :

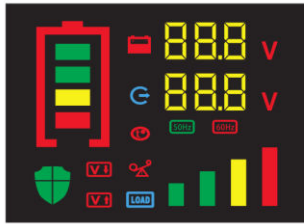


Type A LED Display













-  Battery Level
-  Battery Voltage




Remote Controller

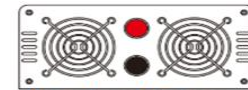


Type B LED Display

-  Power On
-  Battery Connected
-  Battery Level
-  Battery Voltage & AC Output Voltage
-  Frequency
-  Output Load Percent
-  Inverter Normal Working
-  Inverter Under Protection
-  Inverter Low Voltage Protection
-  Inverter Over Voltage Protection
-  Inverter Overload Protection
-  Inverter Over Temperature Protection



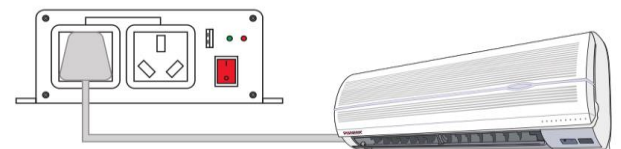
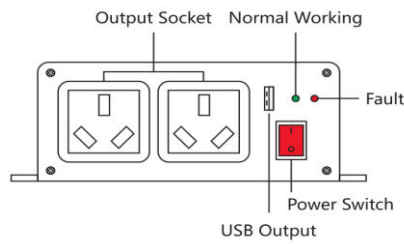
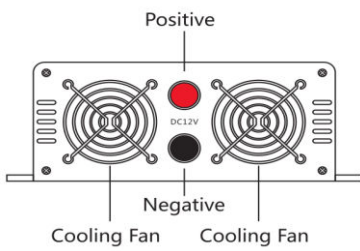
50HZ/60HZ Switch



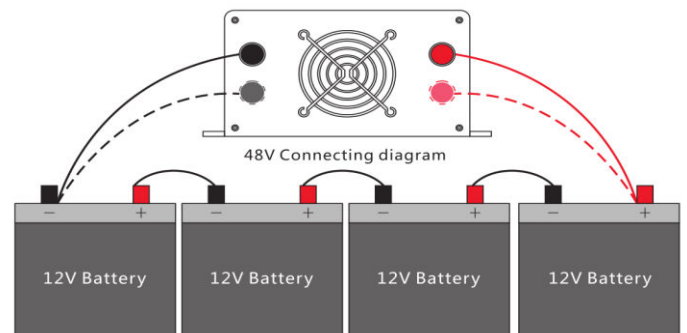
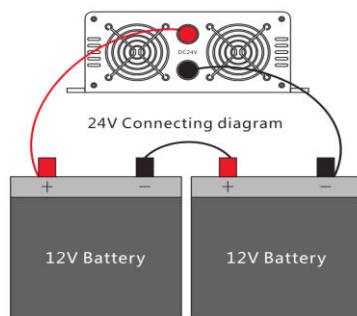
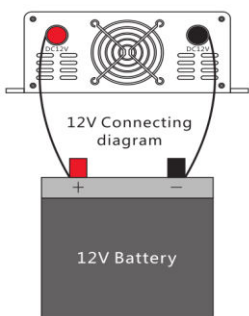
Input voltage:
36V/60V/72V/
96V/110VDC

Input Voltage Customize

Components description :



Battery Connection :



Parameters :

	Model	DB-P2500-121	DB-P2500-122	DB-P2500-241	DB-P2500-242	DB-P2500-481	DB-P2500-482
Output	Rated Power	2500W					
	Surge Power	5000W (few seconds)					
	Output Voltage	110VAC±5%	220VAC±5%	110VAC±5%	220VAC±5%	110VAC±5%	220VAC±5%
	Frequency	50Hz±3 or 60Hz±3					
	Output Waveform	Pure Sine Wave					
	Total Harmonic Distortion	THD<3% (Linear Load)					
Input	Rated Input Voltage	12VDC		24VDC		48VDC	
	Input Voltage Range	10-15.5V		20-31V		40-61V	
	Maximum Input Current	235A		118A		59A	
	Input Current At No Load	1.6A		0.8A		0.4A	
	Low Input Voltage Alarm	10.5±0.5V		21±0.5V		42±1V	
	Low Input Voltage Shut Down	10±0.5V		20±0.5V		40±1V	
	Low Input Voltage Recovery	13±0.5V		24±0.5V		48±1V	
	High Input Voltage Shut Down	15.5±0.5V		31±0.5V		61±1V	
	High Input Voltage Recovery	14.8V±0.5V		29V±0.5V		59V±1V	
Connection	Input	Terminals with cylindrical hole: 12V: 24mm /Φ8 24V: 20mm/Φ6					
	Output	Different socket type optional					
	Internal DC Side Input Fuse	8*35A = 280A		8*20A=160A			
	Remote	Remote controller optional					
	USB Port	5V 1A					
General	Soft Start	YES					
	Output Efficiency	> 85% (At full load)					
	Cooling Way	Temperature controlled fan. Fan ON at 45°C ; Fan OFF at 42°C (sensed at internal hot spot)					
	Protection	Battery Low Voltage & Over Voltage, Over Load, Over Temperature, Short Circuit, Reverse Polarity					
	Working Temperature	-10°C - +50°C					
	Net Dimension	43*16.5*8.7cm (L×W×H)					
	Inner Box Dimension	45.6*20.6*12.2cm (L×W×H)					
	N.W./Unit	5.2KG					
	G.W./Ctn	5.7KG					
	Packing	Colour box					
	Warranty	2 Years					

NOTE: Specifications are subject to change without notice