

DC-AC Inverter

Pure Sine Wave



Model : DB-P4000

12V DC-110V/120V/220V/230V AC
 24V DC-110V/120V/220V/230V AC
 48V DC-110V/120V/220V/230V AC

Socket Type :

Features :

- Input & output fully insulated.
- High surge power: High starting surge current withstand capability for loads like fridge,camps,motors and other inductive loads.
- Soft start: smooth start-up of the appliances.
- output waveform: pure sine wave power for inductive loads.
- Very stable AC output .
- Cooling fan works automatically when inverter becomes too hot, it turns off automatically when the temperature is reduced.
- Low total harmonic distortion: below 3%.



Protection Features :

		
<p>OVER TEMPERATURE PROTECTION</p>	<p>LOW VOLTAGE PROTECTION</p>	<p>OVER VOLTAGE PROTECTION</p>
<p>When working temperature raised too high, it will alarm and turn off automatically.</p>	<p>When battery voltage becomes too low, it will alarm and turn off automatically.</p>	<p>When battery voltage becomes too high, it will alarm and turn off automatically.</p>
		
<p>OVERLOAD PROTECTION</p>	<p>SHORT CIRCUIT PROTECTION</p>	<p>REVERSE POLARITY PROTECTION</p>
<p>When the inverter is overload, it will alarm and turn off automatically.</p>	<p>When the wiring is short circuit, it will alarm and turn off automatically.</p>	<p>When the battery connection is polarity reversed, it will alarm and turn off automatically.</p>

Quality Conformity :

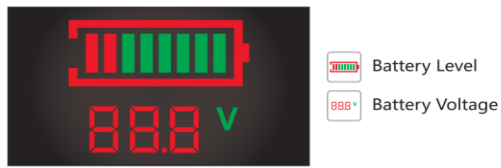
LVD: European Low Voltage Directive : 2014/30/EU
 Standard : EN 60950-1




EMC: European EMC Directive 2014/30/EU
 Standards: • EMI: EN55022, Class B ; EN61000-3-2, -3-3
 • EMS: EN55024; EN61000-4-2, -4-3, -4-4, -4-5, -4-6, -4-8, -11

RoHS: European Directive 2011/65/EU

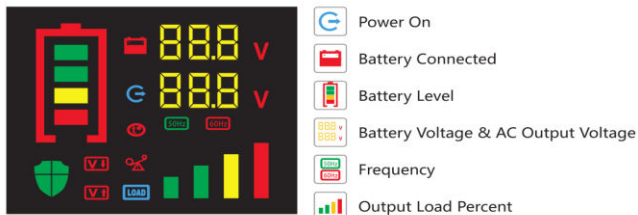
Optional Functions :




Type A LED Display



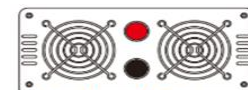
Remote Controller



Type B LED Display



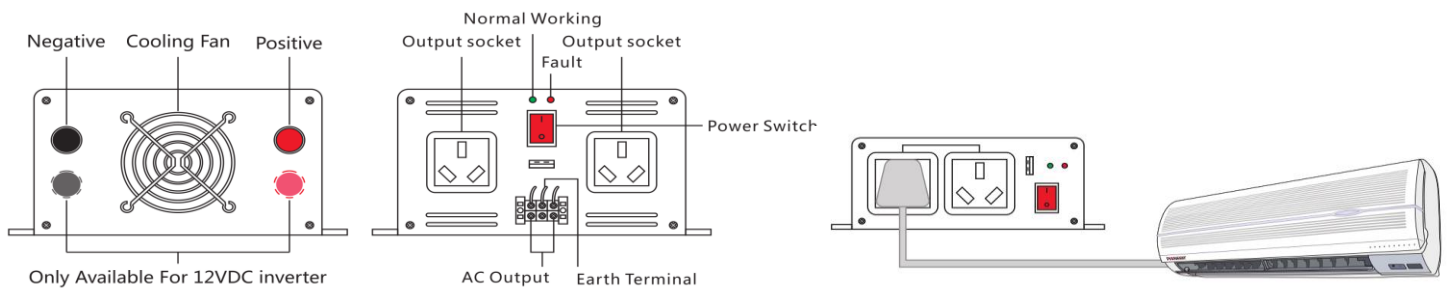
50HZ/60HZ Switch



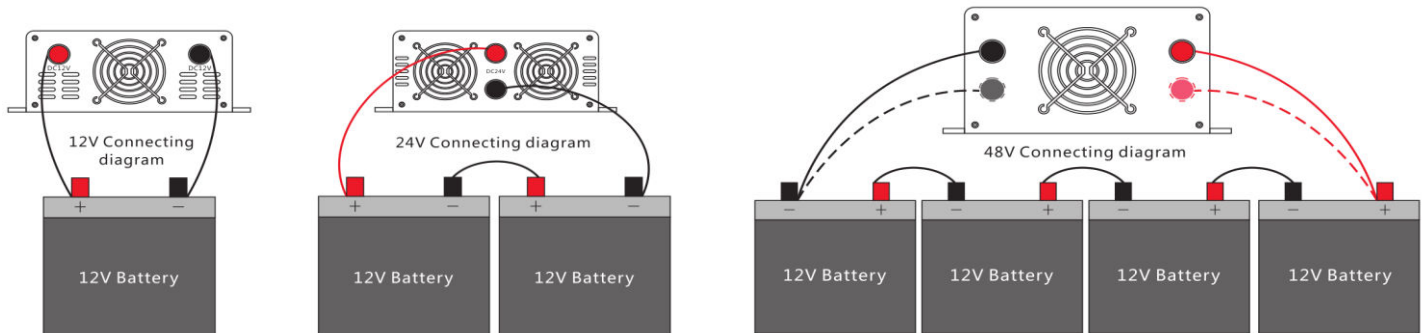
**Input voltage:
36V/60V/72V/
96V/110VDC**

Input Voltage Customize

Components description :



Battery Connection :



Parameters :

	Model	DB-P4000-121	DB-P4000-122	DB-P4000-241	DB-P4000-242	DB-P4000-481	DB-P4000-482
Output	Rated Power	4000W					
	Surge Power	8000W (few seconds)					
	Output Voltage	110VAC±5%	220VAC±5%	110VAC±5%	220VAC±5%	110VAC±5%	220VAC±5%
	Frequency	50Hz±3 or 60Hz±3					
	Output Waveform	Pure Sine Wave					
	Total Harmonic Distortion	THD<3%(Linear Load)					
	Input	Rated Input Voltage	12VDC		24VDC		48VDC
Input Voltage Range		10-15.5V		20-31V		40-61V	
Maximum Input Current		360A		180A		90A	
Input Current At No Load		2.6A		1.3A		0.6A	
Low Input Voltage Alarm		10.5±0.5V		21±0.5V		42±1V	
Low Input Voltage Shut Down		10±0.5V		20±0.5V		40±1V	
Low Input Voltage Recovery		13±0.5V		24±0.5V		48±1V	
High Input Voltage Shut Down		15.5±0.5V		31±0.5V		61±1V	
High Input Voltage Recovery		14.8V±0.5V		29V±0.5V		59V±1V	
Connection	Input	Terminals with cylindrical hole: 24V: 28.5mm /Φ10				48V: 24mm/Φ8	
	Output	Different socket type optional					
	Internal DC Side Input Fuse				14*20A=280A		14*10A=140A
	Remote	Remote controller optional					
	USB Port	5V 1A					
General	Soft Start	YES					
	Output Efficiency	> 85% (At full load)					
	Cooling Way	Temperature controlled fan. Fan ON at 45°C ; Fan OFF at 42°C (sensed at internal hot spot)					
	Protection	Battery Low Voltage & Over Voltage, Over Load, Over Temperature, Short Circuit, Reverse Polarity					
	Working Temperature	-10°C - +50°C					
	Net Dimension	46.5*21.6*15.6cm (L×W×H)					
	Meas./Ctn	57.5*31.5*25cm / 1pcs					
	N.W./Unit	10kg					
	G.W./Ctn	12KGS					
	Packing	Honeycomb carton					
Warranty	2 Years						

NOTE: Specifications are subject to change without notice