

DC-AC Inverter

Pure Sine Wave



Model : DP-CR3000

12V DC-110V/120V/220V/230V AC
24V DC-110V/120V/220V/230V AC

Socket Type :

Features :

- Input & output fully insulated.
- High surge power: High starting surge current withstand capability for loads like fridge, camps, motors and other inductive loads.
- Soft start: smooth start-up of the appliances.
- output waveform: pure sine wave power for inductive loads.
- Very stable AC output .
- Cooling fan works automatically when inverter becomes too hot, it turns off automatically when the temperature is reduced.
- Low total harmonic distortion: below 3%.



Protection Features :

 <p>OVER TEMPERATURE PROTECTION</p> <p>When working temperature raised too high, it will alarm and turn off automatically.</p>	 <p>LOW VOLTAGE PROTECTION</p> <p>When battery voltage becomes too low, it will alarm and turn off automatically.</p>	 <p>OVER VOLTAGE PROTECTION</p> <p>When battery voltage becomes too high, it will alarm and turn off automatically.</p>
 <p>OVERLOAD PROTECTION</p> <p>When the inverter is overload, it will alarm and turn off automatically.</p>	 <p>SHORT CIRCUIT PROTECTION</p> <p>When the wiring is short circuit, it will alarm and turn off automatically.</p>	 <p>REVERSE POLARITY PROTECTION</p> <p>When the battery connection is polarity reversed, it will alarm and turn off automatically.</p>

Quality Conformity :

- LVD:** European Low Voltage Directive : 2014/30/EU
Standard : EN 60950-1
- EMC:** European EMC Directive 2014/30/EU
Standards: • EMI: EN55022, Class B ; EN61000-3-2, -3-3
• EMS: EN55024; EN61000-4-2, -4-3, -4-4, -4-5, -4-6, -4-8, -11
- RoHS:** European Directive 2011/65/EU

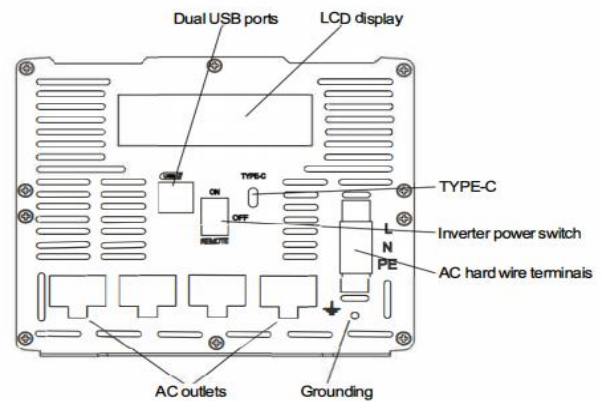
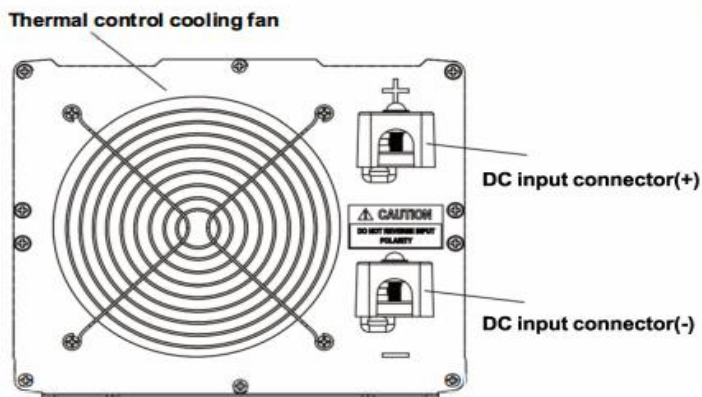


Components:

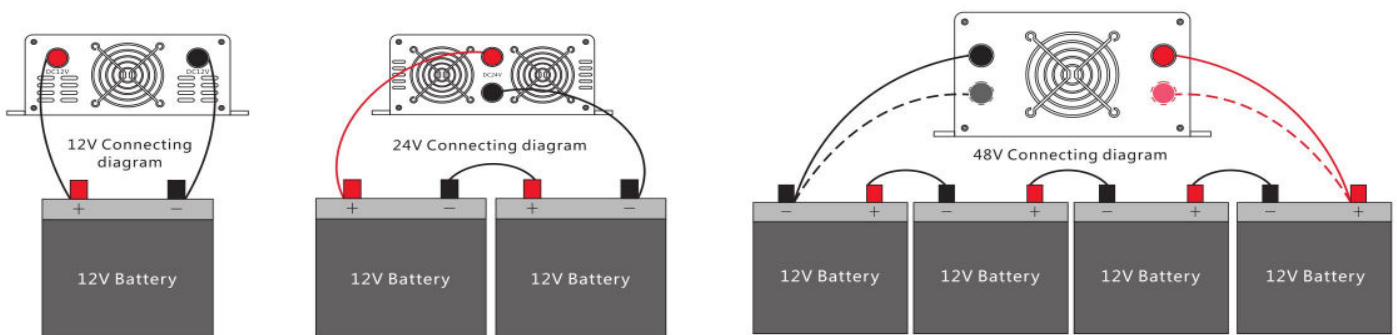
LCD display



Components description :



Battery Connection :



Parameters :

	Model	DP-CR3000 -121	DP-CR3000 -122	DP-CR3000 -241	DP-CR3000 -242
Output	Rated Power	3000W			
	Surge Power	6000W (few seconds)			
	Output Voltage	110VAC±5%	230VAC±10%	110VAC±5%	230VAC±10%
	Frequency	60Hz±1Hz			
	Output Waveform	Pure Sine Wave			
	Total Harmonic Distortion	THD<3% (Linear Load)			
	Input	Rated Input Voltage	12VDC		24VDC
Input Voltage Range		9.5-16V		19-32V	
Input Current At No Load		0.7±0.1A		0.8±0.1A	
Low Input Voltage Alarm		10±0.5V		20±0.5V	
Low Input Voltage Shut Down		9.5±0.5V		19±0.5V	
Low Input Voltage Recovery		12.5±0.5V		25±0.5V	
High Input Voltage Shut Down		16±0.5V		32±0.5V	
High Input Voltage Recovery		14V±0.5V		28V±0.5V	
Connection	Output	Different socket type optional			
	Type-C	20W			
	Remote	Remote controller optional			
	2 USB Voltage	5.±0.2V			
	USB Output current	3.4A			
	Soft Start	YES			
	Output Efficiency	> 90% (At full load)			
General	Cooling Way	Temperature controlled fan. Fan ON at 45°C ; Fan OFF at 42°C (sensed at internal hot spot)			
	Protection	Battery Low Voltage & Over Voltage, Over Load, Over Temperature, Short Circuit, Reverse Polarity			
	Working Temperature	0°C - +45°C			
	Net Dimension	32*20*16cm(L×W×H)			
	Meas./Ctn	45*28*19.3CM/ 1pcs			
	N.W./Unit	5.85kg			
	G.W./Ctn	7.2KGS			
	Packing	Honeycomb carton			
Warranty	2 Years				

NOTE: Specifications are subject to change without notice